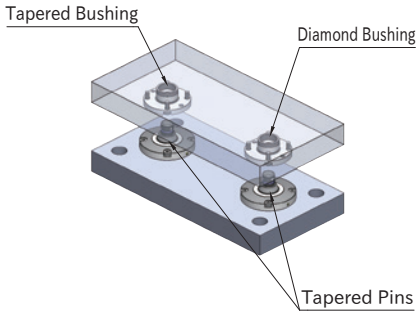


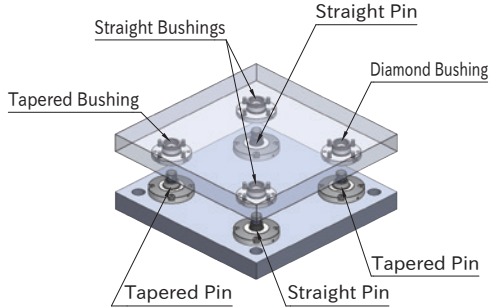
How To Use PNEUMATIC FLEX LOCATORS

Application Example

For clamping at 2 points



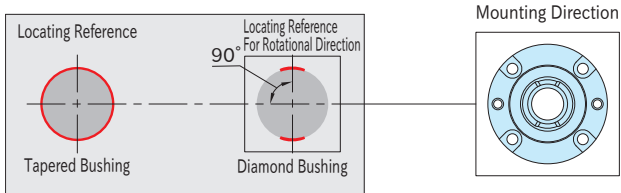
For clamping at 4 points



Positioning Order of Bushings

Mount the Tapered Bushings and Diamond Bushings as in the figure below for locating fixture plates. Pay attention to the mounting direction of the Diamond Bushings, since the direction for use at 2 points and the direction for use at 4 points differ.

For clamping at 2 points



For clamping at 4 points

